

How to Use DB Editor Tool

V2.1

3-Dec-2018

GTMedia DB Editor Change Log

Dec 03, 2018

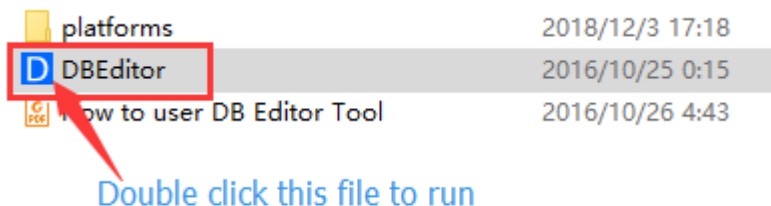
change log:

- 1) Modify configuration to support GTMEIDA new models.

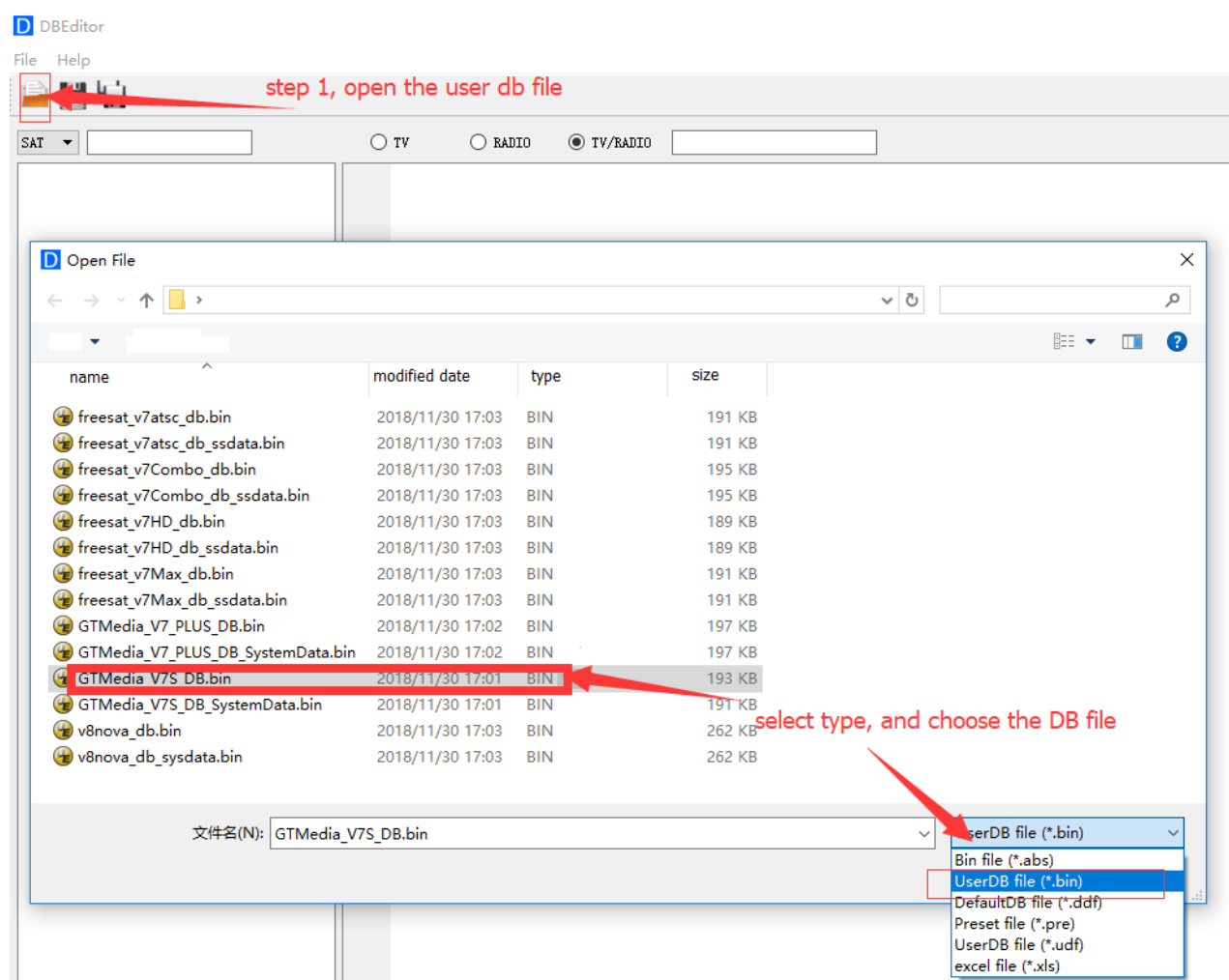
Preface

The tool is only for GTMedia V7&V8 boxes.

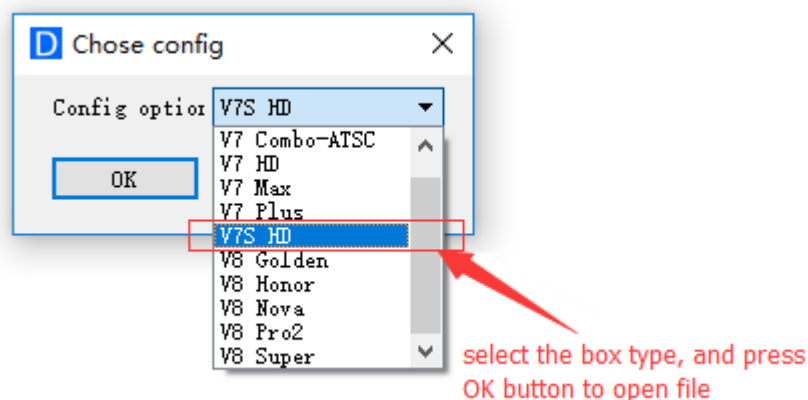
1.1) double click DBEditor, and start to run.



1.2) Open the user DB file dumped from V7 or V8 box.

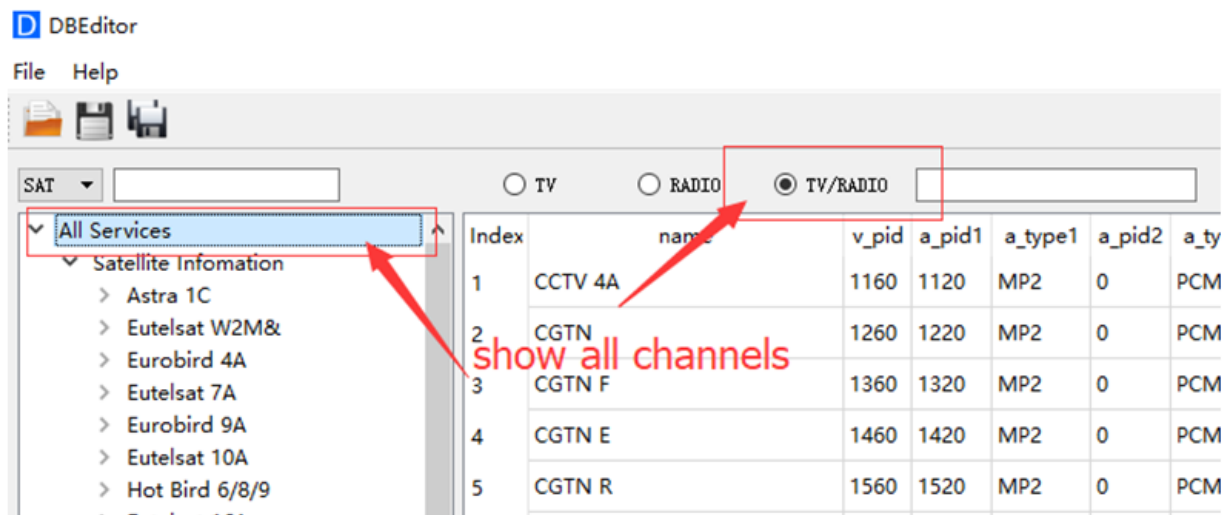


1.3) Select the box type. You have to select the correct type.

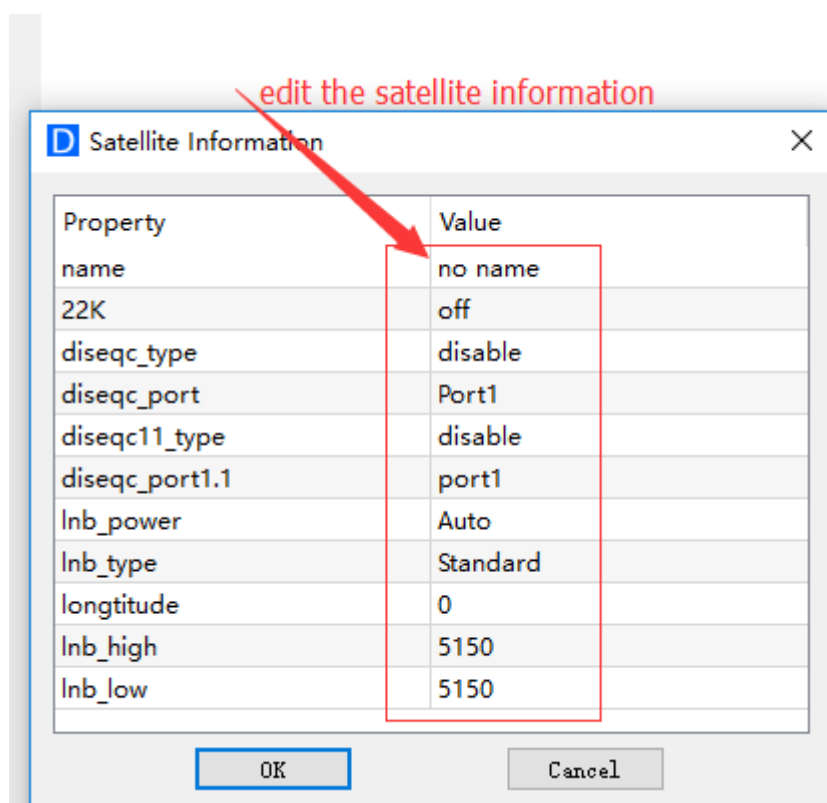
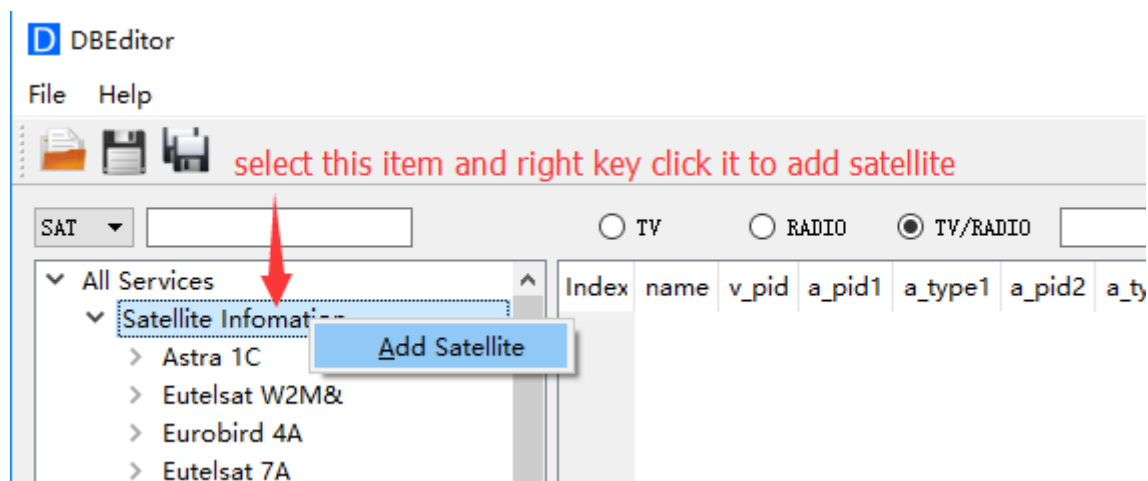


1.4) Edit User DB.

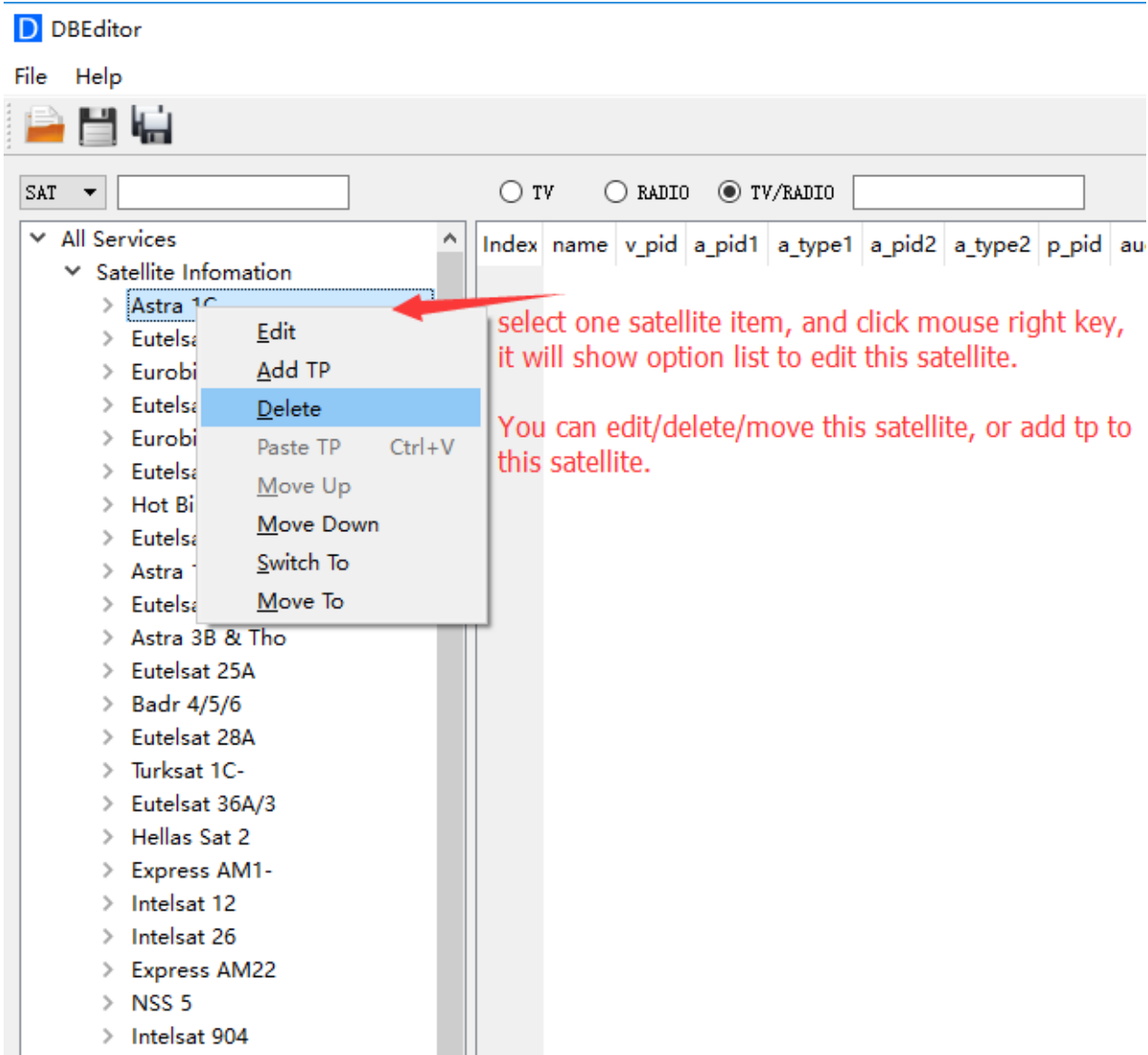
1.4.1) Show all channel info



1.4.2) Add one satellite



1.4.3) Edit one satellite



1.4.4) Edit one TP

DBEditor

File Help

SAT [] [] ☐ TV ☐ RADIO ☒ TV/RADIO []

▼ All Services

▼ Satellite Information

▼ Astra 1C

TP 11307 4022 V

TP 11313 4022 V

TP 11325 4022 V

► Eutelsat W2M

► Eurobird 4A

► Eutelsat 7A

► Eurobird 9A

► Eutelsat 10A

► Hot Bird 6/8/9

► Eutelsat 16A

► Astra 1H/K/L

► Eutelsat W6

► Astra 3B & Tho

► Eutelsat 25A

► Badr 4/5/6

Index name v_pid a_pid1 a_type1 a_pid2 a_type2 p_pid audio_track fa

select one TP and click mouse right key, it will show option list to edit this TP.

You can edit/delete/move this TP.

1.4.5) Edit one channel

DBEditor

File Help

SAT [] [] ☐ TV ☐ RADIO ☒ TV/RADIO []

▼ 765

TP 4122_27499_H

TP 3847_17777_H

TP 3802_29500_H

TP 3762_28798_H

TP 3722_27499_H

TP 4174_9899_H

TP 4070_9899_H

TP 4042_30599_H

TP 4001_4419_H

TP 3991_9068_H

TP 3971_11579_H

TP 3935_6588_H

TP 3924_7249_H

TP 3886_5718_H

TP 3868_5424_H

TP 4102_27499_V

TP 3890_9988_V

TP 3822_30000_V

TP 3782_27499_V

Index name v_pid a_pid1 a_type1 a_pid2 a_type2 p_pid audio_track fav tv_flag lck_flag

1 SKYNET SP 531 MP1 514 stereo 0 1 0

2 MTV LIVE H 0 PCM 210 stereo 0 1 0

3 DISCOVERY 0 PCM 230 stereo 0 1 0

4 HBO HD 0 PCM 240 stereo 0 1 0

5 SKYNET MC 0 PCM 260 stereo 0 1 0

6 SKYNET-HC 0 PCM 250 stereo 0 1 0

7 DISNEY XD 0 PCM 270 stereo 0 1 0

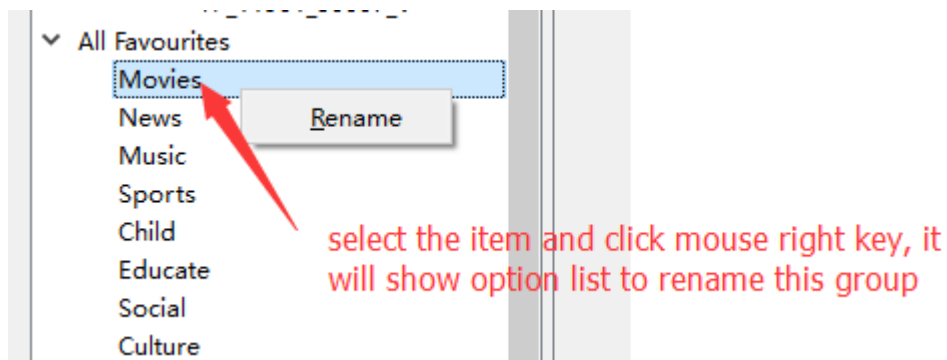
8 HISTORY H 0 PCM 280 stereo 0 1 0

9 FIGHT SPO 0 PCM 291 stereo 0 1 0

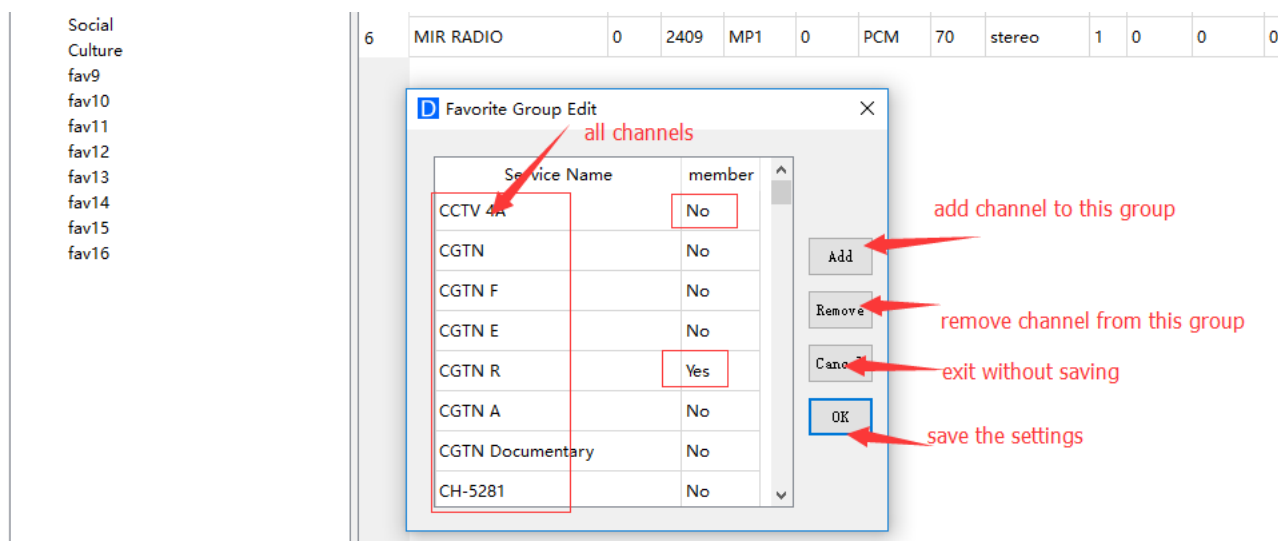
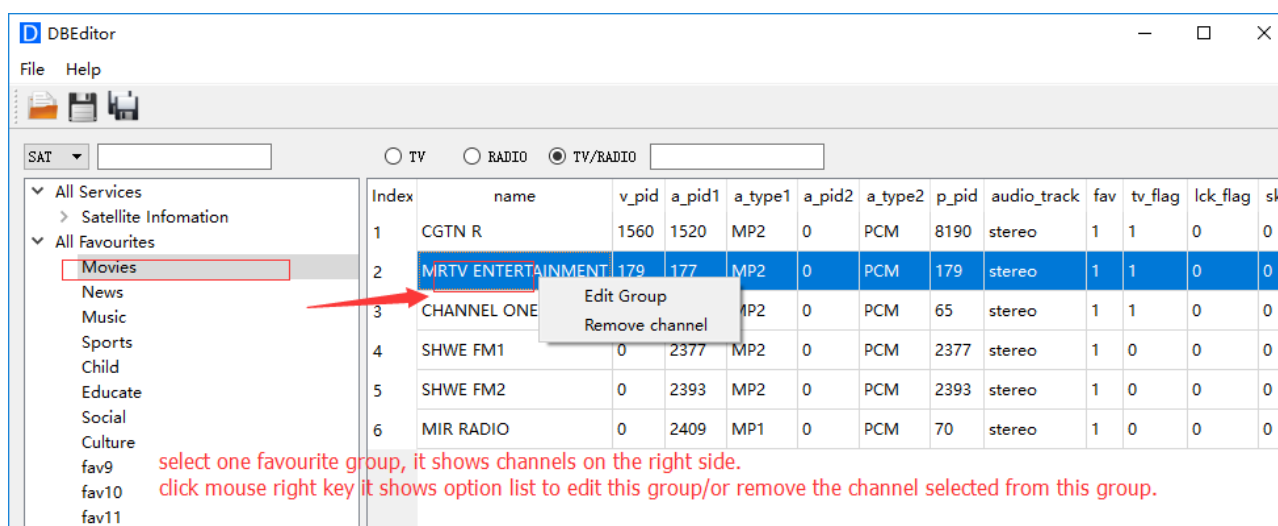
10 FOX ACTION MOVIES HD 301 303 MP1 0 PCM 301 stereo 0 1 0

select one channel and click mouse right key, it will show option list to edit this channel.

1.4.6) Edit Favorite Group' s name



1.4.7) Edit Group channels



1.4.8) Save

